




Wireless Vehicle Detection Systems

"The e-loop replaces traditional wired inductive loops, saving time & increasing reliability"



AES



Mini



CE

Available Models:

PRESENCE MODE WITH ADDED RADAR PROTECTION.
OR
EXIT MODE

DISCLAIMER: UNITS WITH THE PRESENCE FEATURE IS NOT TO BE USED AS A SOLE SAFETY DEVICE & SHOULD BE USED IN CONJUNCTION WITH STANDARD GATE SAFETY PRACTICES.

FEATURES

- Quick and easy installation.
- Small compact design (120mm x 120mm x 30mm high) (4.7" x 1.1").
- Static load capacity 2500kg (5500 lbs).
- Uses standard 1.5V AA Lithium batteries (included).
- Providing up to 3-4 years of battery life.
- High-security 128-bit encryption.
- Range up to 50 meters/yards.

Radio Specifications

Frequency	433.39 MHz
Modulation	FSK
Bitrate	9.6 kbps
Bandwidth	250 kHz
Antenna Type	PCB
Nominal Output Power	10 dBm
Receive Sensitivity	-126.2 dBm
Security	128-Bit AES Encryption
Spurious Emissions	<ul style="list-style-type: none"> • 30 - 1000 MHz: < -56 dBm • 1 - 12.75 GHz: < -44 dBm • 1.8 - 1.9 GHz: < -56 dBm • 5.15 - 5.3 GHz: < -51 dBm

Power, Physical and Environment

Power	4 * 3.6 V 2700ma
Dimensions	120*120*30mm (4.7" x 1.1")
Weight	500g (1.1 lbs)
Environment	<ul style="list-style-type: none"> • designed for above ground mounting. • IP68 ingress Protection.
Operating Temp	-40° to 80° C (-40°F to 176°F)
Standby Power	14µA
Activation Power	50mA

Compliance

Safety	Tested to CE Approval
EMC	<p>FSK Tested to: EN 301 489-1 V2.2. "ElectroMagnetic Compatibility (EMC) standard for radio equipment and services; Part 1: Common technical requirements; Harmonised Standard for Electro Magnetic Compatibility" Including.</p> <p>a)_Emissions to EN 55032 "Electromagnetic compatibility of multimedia equipment". b)_Transmitter and receiver test to EN 300 220-1 V3.1.1 "Short Range Devices (SRD) operating in the frequency range 25MHz. to 1000MHz; Part 1: Technical Characteristics and methods of measurement."</p> <p>c)_Immunity Tests to EN 301 489-1</p>

e-Loop Mini Presence Mode

EL00M-RAD

The Domestic/Light industrial Wireless Vehicle Detection System uses magnetometer sensors to detect the presence and movement of vehicles. These detections are transmitted to a nearby transceiver for gate activation.

The sensors are installed on the surface of entry or exit passages using concrete fasteners, contain two replaceable Lithium batteries, and can withstand passenger and light commercial vehicles. The gate or door controller must have a dedicated open input and auto close function enabled.

Functions / Features

Lower power consumption

- Ultra-low power consumption

3-axis magnetometer for vehicle detection

- 8 Hz sampling rate
- Auto-calibration

Fast and simple installation

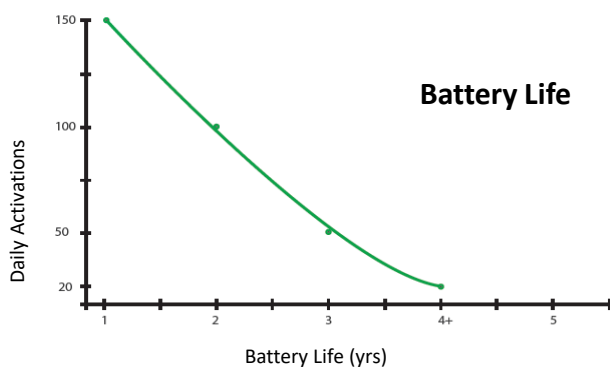
- Quick non-permanent installation

Up to 4 year battery life

- Compact design
- Compatible with various gates

Reliable radio communications with transceiver

- Reliable radio communication
- High security 128-Bit AES Encryption



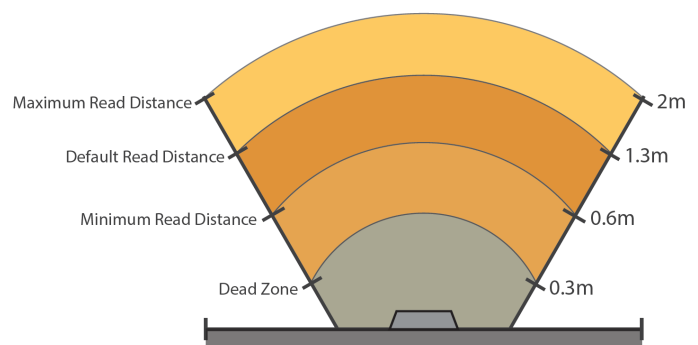
Magnetometer Detection Areas

Varying magnetic field detection zones. The grey area depicts a 0.6m high sensitivity detection area surrounding the e-loop, suitable for the majority of vehicles. The dark colour area depicts a 1m medium sensitivity detection area surrounding the e-loop, suitable for most vehicles. The light colour area depicts a 1.5m low sensitivity detection area surrounding the e-loop, which is only suitable for some vehicles.

The sensors can detect vehicles that are stopped above the e-loop. The added radar utilises two-way radio communication protocol for reliable operation. Once the magnetometer sensor detects an oncoming vehicle, the transceiver relay will be latched and confirmation will be sent back to the e-loop. If the magnetic field drops below the set threshold, the radar will check if a vehicle is present. If no vehicle is detected, an unlatch command is sent to the relay, and the transceiver will send a confirmation to the e-loop. If the confirmation is missed, multiple attempts will be made to ensure safe operation. Radar settings can be adjusted using the e-diagnostics remote. Settings that can be changed include; Dead zone, sensor distance, sensitivity, magnetic field release level, confirmation mode.

DISCLAIMER: UNITS WITH THE PRESENCE FEATURE ARE NOT TO BE USED AS A SOLE SAFETY DEVICE & SHOULD BE USED IN CONJUNCTION WITH STANDARD GATE SAFETY PRACTICES.

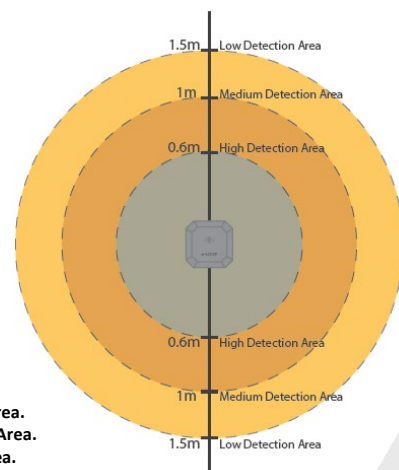
Radar Read Distances



Radar detection range. Spanning from a 60° FOV from the e-loop, these are the range zones. The grey area depicts the dead zone, in which objects cannot be detected. The Minimum read distance is 0.6m. The default read distance is 1.3m, and the Maximum read distance spans up to 2m.

Magnetometer Detection Areas

- 1.6 yards = Low Detection Area.
- 1 yard = Medium Detection Area.
- 0.6 yard = High Detection Area.




e-loop Mini EXIT Mode

ELOOM

Domestic Wireless Vehicle Detection System uses magnetometer sensors to detect the presence and movement of vehicles. These detections are transmitted to a nearby transceiver for gate activation. The sensors are installed on the surface of entry or exit passages using concrete fixing bolts, contain two replaceable AA batteries, and can withstand almost any vehicle.

Note: Gate or door controller must have a dedicated open input and auto close function enabled.



Functions / Features

Lower power consumption

3-axis magnetometer for vehicle detection

- 8 Hz sampling rate
- Auto-calibration
- Exit/Entry detection mode

Fast and simple installation

- Quick non-permanent installation

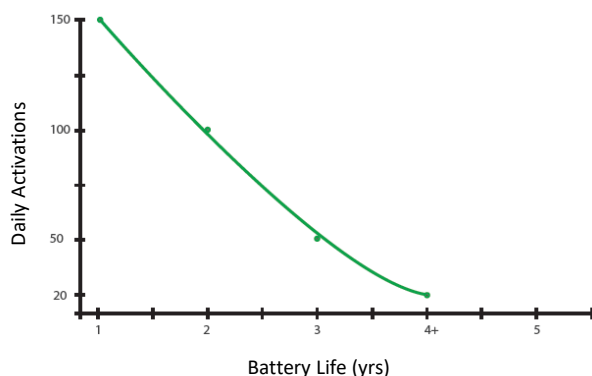
Up to 4 year battery life

- Compact design
- Compatible with various gates

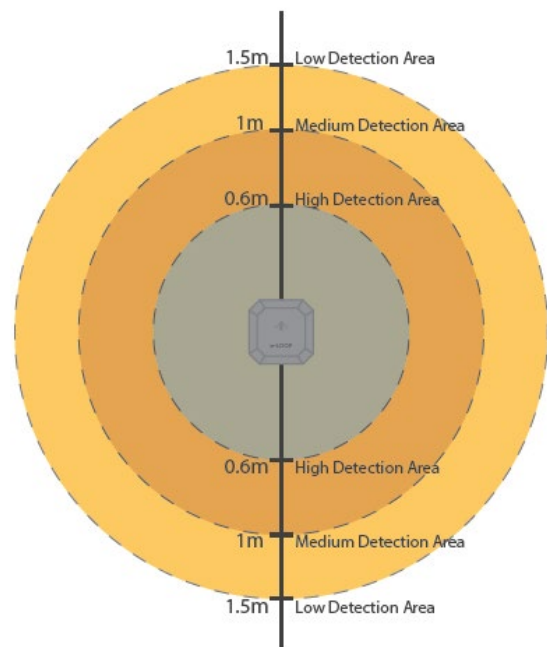
Reliable radio communications with transceiver

- Reliable radio communication
- High security 128-Bit AES Encryption

Battery Life



Magnetometer Detection Areas



1.6 yards = Low Detection Area.
1 yard = Medium Detection Area.
0.6 yard = High Detection Area.

Battery Life vs Daily Activations

Note: Battery life is dependent on many factors, including daily activations, time used per activation, radar range and external conditions.





e-Loop Mini Domestic

PRESENCE MODE WITH ADDED RADAR PROTECTION.

Dual sensor technology. Magnetic field and Radar detection.

E-loop mini-Domestic **loop ONLY** PRESENCE MODE.

1 x e-Loop Mini Presence mode.

EL00M-RAD



EXIT MODE.

Magnetic field detection.

E-loop mini-Domestic **loop ONLY** EXIT MODE.

1 x e-Loop Mini Exit mode.

EL00M



Kits with Trans 50:

E-loop mini-Domestic **loop kit** PRESENCE MODE.

- 1 x e-Loop Mini Presence mode.
- 1 x E-Trans 50.
- 2 x Concrete fixing bolts.

EL00M-RAD-K



E-loop mini-Domestic **loop kit** EXIT MODE.

- 1 x e-Loop Mini Exit mode.
- 1 x E-Trans 50.
- 2 x Concrete fixing bolts.

EL00M-K



Kits with Trans 100:

E-loop mini-Domestic **loop kit** PRESENCE MODE.

- 1 x 1 x e-Loop Mini Presence mode.
- 1 x E-Trans 100.
- 2 x Concrete fixing bolts.

EL00M-RAD-KT



E-loop mini-Domestic **loop kit** EXIT MODE.

- 1 x e-Loop Mini Exit mode.
- 1 x E-Trans 100.
- 2 x Concrete fixing bolts.

EL00M-KT



Kits with Trans 200:

E-loop mini-Domestic **loop kit** PRESENCE MODE.

- 1 x e-Loop Mini Presence mode.
- 1 x E-Trans 200.
- 2 x Concrete fixing bolts.

EL00M-RAD-KLT



E-loop mini-Domestic **loop kit** EXIT MODE.

- 1 x e-Loop Mini Exit mode.
- 1 x E-Trans 200.
- 2 x Concrete fixing bolts.

EL00M-KLT





Commercial Wireless Vehicle Detection System

Installation in 3 simple steps

1. Code in the e-Loop
2. Secure the e-Loop to the driveway
3. Calibrate the e-Loop... and you're ready to operate in less than 15 minutes.

Save many hours of installation time compared to wired loop systems.

Available Models:

PRESENCE MODE WITH ADDED RADAR PROTECTION.

OR

EXIT MODE



DISCLAIMER: UNITS WITH THE PRESENCE FEATURE IS NOT TO BE USED AS A SOLE SAFETY DEVICE & SHOULD BE USED IN CONJUNCTION WITH STANDARD GATE SAFETY PRACTICES.

FEATURES

- Quick and easy installation.
- Compact profile – only 28mm high x 220mm diameter (1.1" x 8.6").
- 10600 mA battery (included) giving up to 6-10 years of battery life (depending on mode).
- High-security 128-bit encryption.
- Range 50 metres/yards.
- Made of high-impact plastic (10-tonne static load limit).

Radio Specifications

Frequency	433.39 MHz
Modulation	FSK
Bitrate	9.6 kbps
Bandwidth	250 kHz
Antenna Type	PCB
Nominal Output Power	10 dBm
Receive Sensitivity	-126.2 dBm
Security	128-Bit AES Encryption
Spurious Emissions	<ul style="list-style-type: none"> • 30 - 1000 MHz: < -56 dBm • 1 - 12.75 GHz: < -44 dBm • 1.8 - 1.9 GHz: < -56 dBm • 5.15 - 5.3 GHz: < -51 dBm

Power, Physical and Environment

Power	4 * 3.6 V 2700ma
Dimensions	220*220*26mm (1.1" x 8.6").
Weight	1000g (2.2 lb)
Environment	<ul style="list-style-type: none"> • designed for above ground mounting • IP68 ingress protection
Operating Temp	-40° to 80° C (-40°F to 176°F)
Standby Power	14µA
Activation Power	50mA

Compliance

Safety	Tested to CE Approval
EMC	<p>FSK Tested to: EN 301 489-1 V2.2. "ElectroMagnetic Compatibility (EMC) standard for radio equipment and services; Part 1: Common technical requirements; Harmonised Standard for Electro Magnetic Compatibility" Including.</p> <p>a)_Emissions to EN 55032 "Electromagnetic compatibility of multimedia equipment". b)_Transmitter and receiver test to EN 300 220-1 V3.1.1 "Short Range Devices (SRD) operating in the frequency range 25MHz. to 1000MHz; Part 1: Technical Characteristics and methods of measurement."</p> <p>c)_Immunity Tests to EN 301 489-1</p>



Commercial e-loop Presence Mode

EL00C-RAD

The Commercial Wireless Vehicle Detection System uses magnetometer sensors to detect the presence of oncoming vehicles. These detections are transmitted to a nearby transceiver for gate activation. After the vehicle is detected, the e-loop will switch to radar mode. The sensors are installed on the surface of entry or exit passages using concrete fixing bolts, contain four replaceable Lithium batteries, and can withstand almost any vehicle.

Note: Gate or door controller must have a dedicated open input and auto close function enabled.

Functions / Features

Lower power consumption

3-axis magnetometer for vehicle detection

- 8 Hz sampling rate
- Auto-calibration
- Exit/Entry detection mode

Fast and simple installation

- Quick non-permanent installation

Up to 6 year battery life

- Compact design
- Compatible with various gates

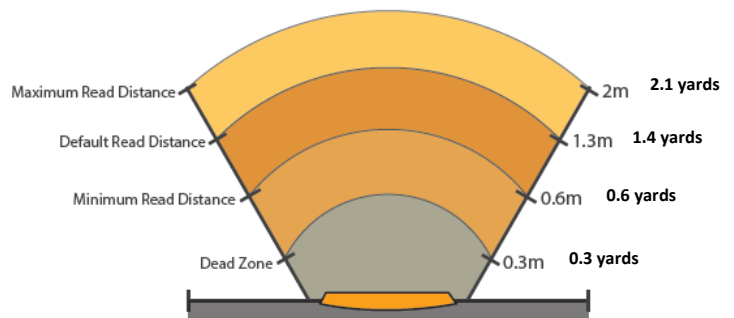
Reliable radio communications with transceiver

- Reliable radio communication
- High security 128-Bit AES Encryption

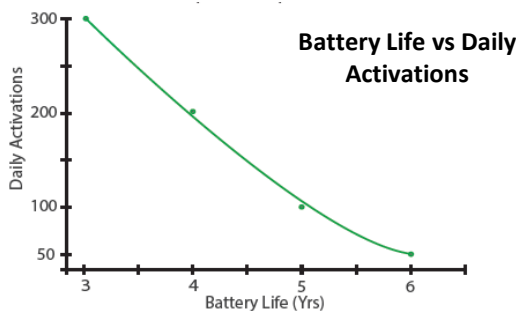
The Radar sensors can detect vehicles that are stopped above the e-loop. The added radar utilises a two-way radio communication protocol for reliable operation. Once the magnetometer sensor detects an oncoming vehicle, the transceiver relay will be latched and confirmation will be sent back to the e-loop. If the magnetic field drops below the set threshold, the radar will check if a vehicle is present. If no vehicle is detected, an unlatch command is sent to the relay, and the transceiver will send a confirmation to the e-loop. If the confirmation is missed, multiple attempts will be made to ensure A safe operation. Radar settings can be adjusted using the e-diagnostics remote. Settings that can be changed include; Dead zone, sensor distance, sensitivity, magnetic field release level, and confirmation mode.

DISCLAIMER: UNITS WITH THE PRESENCE FEATURE IS NOT TO BE USED AS A SOLE SAFETY DEVICE & SHOULD BE USED IN CONJUNCTION WITH STANDARD GATE SAFETY PRACTICES.

Radar Read Distances




Radar detection range. Spanning from a 60° FOV from the e-loop, these are the range zones. The Gray area depicts the dead zone, in which objects cannot be detected. The Minimum read distance is 0.6m. The default read distance is 1.3m, and the Maximum read distance spans up to 2m.



Note: Battery life is dependent on many factors, including daily activations, time used per activation, radar range and external conditions.

Magnetometer Detection Areas

Varying magnetic field detection zones. The grey area depicts a 0.6m high sensitivity detection area surrounding the e-loop, suitable for the majority of vehicles. The dark colour area depicts a 1m medium sensitivity detection area surrounding the e-loop, suitable for most vehicles. The light colour depicts a 1.5m low sensitivity detection area surrounding the e-loop, which is only suitable for some vehicles.



Commercial e-loop EXIT Mode

ELOOP

The Commercial Wireless Vehicle Detection System uses magnetometer sensors to detect the presence of oncoming vehicles. These detections are transmitted to a nearby transceiver for gate activation. After the vehicle is detected, the e-loop will switch to radar mode. The sensors are installed on the surface of entry or exit passages using concrete fixing bolts, contain four replaceable Lithium batteries, and can withstand almost any vehicle.



Note: Gate or door controller must have a dedicated open input and auto close function enabled.

Functions / Features

Lower power consumption

3-axis magnetometer for vehicle detection

- 8 Hz sampling rate
- Auto-calibration
- Exit/Entry detection mode

Fast and simple installation

- Quick non-permanent installation

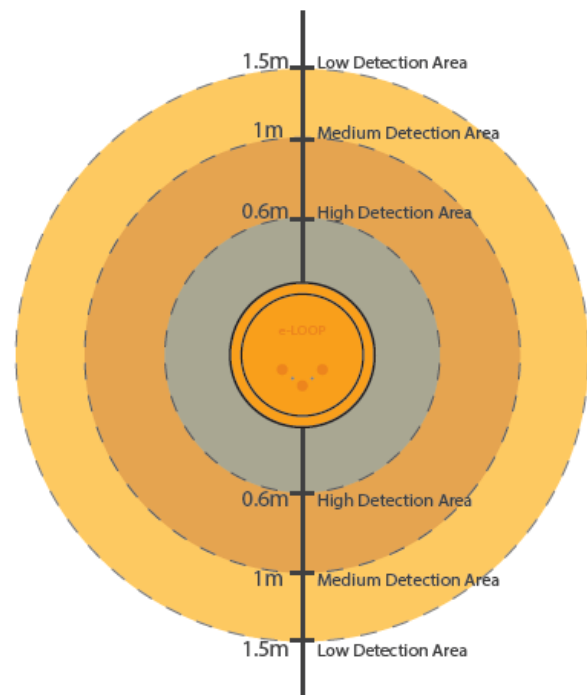
Up to 10 year battery life

- Compact design
- Compatible with various gates

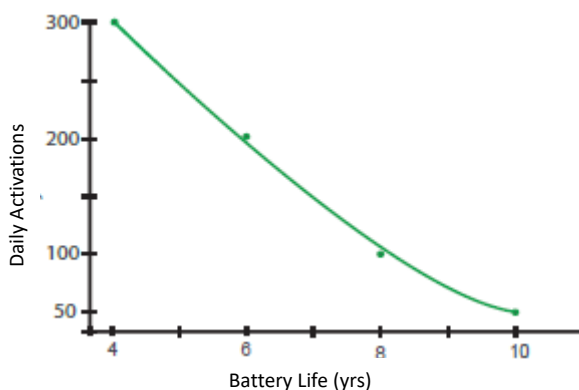
Reliable radio communications with transceiver

- Reliable radio communication
- High security 128-Bit AES Encryption

Magnetometer Detection Areas



1.6 yards = Low Detection Area.
1 yard = Medium Detection Area.
0.6 yard = High Detection Area.



Battery Life vs Daily Activations

Note: Battery life is dependent on many factors, including daily activations, time used per activation, radar range and external conditions.



KITS & PRODUCT CODES

PRESENCE MODE WITH ADDED RADAR PROTECTION.

Dual sensor technology. Magnetic field and Radar detection.

e-Loop Commercial Radar Loop **PRESENCE MODE**. (Loop only)

1 x e-Loop Commercial Presence mode.



EL00C-RAD

EXIT MODE.

Magnetic field detection.

E-loop Commercial **EXIT MODE**. (Loop only)

1 x e-Loop Commercial mode Exit mode.



EL00C

Kits with Trans 50:

e-Loop Commercial Radar Loop kit **PRESENCE MODE**.

1 x e-Loop Presence mode.
1 x e-Trans 50 (transceiver).
2 x Concrete fixing bolts.
1x Magnet.



EL00C-RAD-K

e-Loop Commercial Radar Loop kit **EXIT MODE**.

1 x e-Loop Exit mode.
1 x e-Trans 50 (transceiver).
2 x Concrete fixing bolts.
1x Magnet.



EL00C-K

Kits with Trans 100:

e-Loop Commercial Radar Loop kit **PRESENCE MODE** with a 2-channel Transceiver.

1 x e-Loop Presence mode.
1 x e-Trans 100.
2 x Concrete fixing bolts.
1x Magnet.



EL00C-RAD-KT

e-Loop Commercial loop kit **EXIT MODE** with a 2-channel Transceiver.

1 x e-Loop exit mode.
1 x e-Trans 100.
2 x Concrete fixing bolts.
1x Magnet.



EL00C-KT

Kits with Trans 200:

e-Loop Commercial Radar Loop kit **PRESENCE MODE** with LCD Transceiver.

1 x e-Loop Presence mode.
1 x e-Trans 200.
2 x Concrete fixing bolts. 1x Magnet.



EL00C-RAD-KLT

e-Loop Commercial loop kit **EXIT MODE** with LCD Transceiver.

1 x e-Loop exit mode.
1 x e-Trans 200.
2 x Concrete fixing bolts.
1x Magnet.



EL00C-KLT





Installation in 3 simple steps

1. Code in the e-Loop.
2. Core bore 89mm hole 70mm deep and secure using flexible mastic (3.5" hole 2.5" – 2.7" deep).
3. Calibrate the e-Loop... and you're ready to operate in less than 30 minutes.

Save many hours of installation time compared to wired loop systems.

Available Models:

PRESENCE MODE WITH ADDED RADAR PROTECTION.

OR

EXIT MODE



Commercial Inground

FEATURES

- Dual sensing technology. (EL00IG-RAD only).
- High security 128 bit encryption.
- Quick and easy installation.
- Recesses into the driveway – 55mm inground height x 89mm diameter (2.1" x 3.5").
- Not affected by ground movement.
- 14500 mA battery (included) giving up to 6-10 years of battery life (depending on mode).
- Top access for changing the battery.
- Up to 50 metres range.

Radio Specifications

Frequency	433.39 MHz
Modulation	FSK
Bitrate	9.6 kbps
Bandwidth	250 kHz
Antenna Type	PCB
Nominal Output Power	10 dBm
Receive Sensitivity	-126.2 dBm
Security	128-Bit AES Encryption
Spurious Emissions	<ul style="list-style-type: none"> • 30 - 1000 MHz: < -56 dBm • 1 - 12.75 GHz: < -44 dBm • 1.8 - 1.9 GHz: < -56 dBm • 5.15 - 5.3 GHz: < -51 dBm

Power, Physical and Environment

Power	1 * 3.6 V 14500ma
Dimensions	89*55mm (2.1" x 3.5")
Weight	300g
Environment	<ul style="list-style-type: none"> • designed for inground (flush) mounting • IP68 ingress Protection
Operating Temp	-40° to 80° C (-40°F to 176°F)
Standby Power	14µA
Activation Power	50mA

Compliance

Safety	Tested to CE Approval
EMC	<p>Tested to: EN 301 489-1 V2.2.3 "ElectroMagnetic Compatibility (EMC) standard for radio equipment and services; Part 1: Common technical requirements; Harmonised Standard for Electro Magnetic Compatibility" Including.</p> <p>a)_Emissions to EN 55032 "Electromagnetic compatibility of multimedia equipment". b)_Transmitter and receiver test to EN 300 220-1 V3.1.1 'Short Range Devices (SRD) operating in the frequency range 25MHz. to 1000MHz; Part 1: Technical Characteristics and methods of measurement."</p> <p>c)_Immunity Tests to EN 301 489-1</p>



Inground e-loop Presence Mode

EL00IG-RAD

The Inground Wireless Vehicle Detection System uses magnetometer sensors to detect the presence and movement of vehicles. These detections are transmitted to a nearby transceiver for gate activation. The sensors are installed in the ground of entry or exit passages using sikaflex, contain a replaceable Lithium battery, and can withstand almost any vehicle. Gate or door controller must have a dedicated open input and autoclose function enabled.

Functions / Features

Lower power consumption

3-axis magnetometer for vehicle detection

- 8 Hz sampling rate
- Auto-calibration
- Exit/Entry detection mode

Fast and simple installation

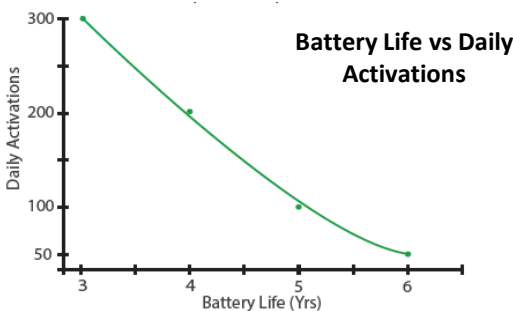
- Quick non-permanent installation

Up to 6 year battery life

- Compact design
- Compatible with various gates

Reliable radio communications with transceiver

- Reliable radio communication
- High security 128-Bit AES Encryption



Note: Battery life is dependent on many factors, including daily activations, time used per activation, radar range and external conditions.

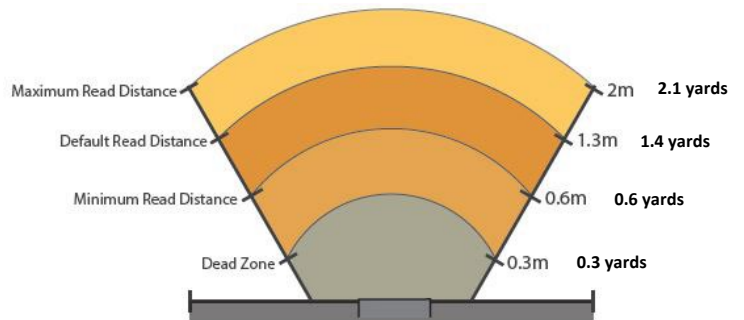
Magnetometer Detection Areas

Varying magnetic field detection zones. The grey area depicts a 0.6m high sensitivity detection area surrounding the e-loop, suitable for the majority of vehicles. The dark colour area depicts a 1m medium sensitivity detection area surrounding the e-loop, suitable for most vehicles. The light colour depicts a 1.5m low sensitivity detection area surrounding the e-loop, which is only suitable for some vehicles.

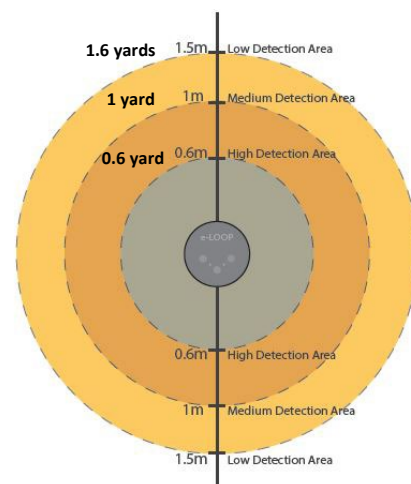
The Radar sensors can detect vehicles that are stopped above the e-loop. The added radar utilises two-way radio communication protocol for reliable operation. Once the magnetometer sensor detects an oncoming vehicle, the transceiver relay will be latched and confirmation will be sent back to the e-loop. If the magnetic field drops below the set threshold, the radar will check if a vehicle is present. If no vehicle is detected, an unlatch command is sent to the relay, and the transceiver will send a confirmation to the e-loop. If the confirmation is missed, multiple attempts will be made to ensure safe operation. Radar settings can be adjusted using the e-diagnostics remote. Settings that can be changed include; Dead zone, sensor distance, sensitivity, magnetic field release level, and confirmation mode.

DISCLAIMER: UNITS WITH THE PRESENCE FEATURE IS NOT TO BE USED AS A SOLE SAFETY DEVICE & SHOULD BE USED IN CONJUNCTION WITH STANDARD GATE SAFETY PRACTICES.

Radar Read Distances



Radar detection range. Spanning from a 60° FOV from the e-loop, these are the range zones. The Gray area depicts the dead zone, in which objects cannot be detected. The Minimum read distance is 0.6m. The default read distance is 1.3m, and the Maximum read distance spans up to 2m.



Inground e-loop EXIT Mode

ELOOIG

The Inground Wireless Vehicle Detection System uses magnetometer sensors to detect the presence and movement of vehicles. These detections are transmitted to a nearby transceiver for gate activation. The sensors are installed in the ground of entry or exit passages using sikaflex, contain a replaceable Lithium battery, and can withstand almost any vehicle. Gate or door controller must have a dedicated open input and auto close function enabled.



Note: Gate or door controller must have a dedicated open input and auto close function enabled.

Functions / Features

Lower power consumption

3-axis magnetometer for vehicle detection

- 8 Hz sampling rate
- Auto-calibration
- Exit/Entry detection mode

Fast and simple installation

- Quick non-permanent installation

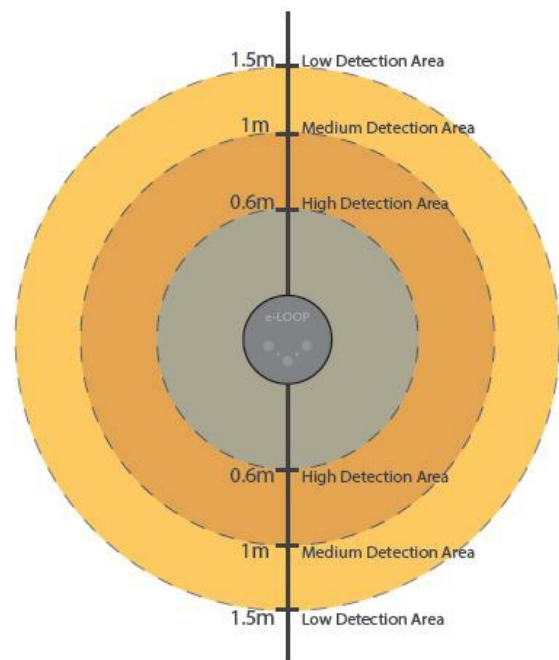
Up to 10 year battery life

- Compact design
- Compatible with various gates

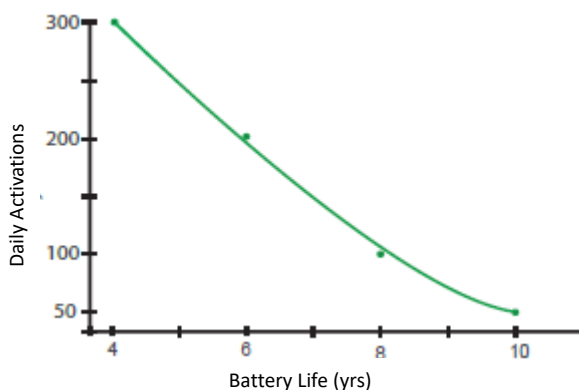
Reliable radio communications with transceiver

- Reliable radio communication
- High security 128-Bit AES Encryption

Magnetometer Detection Areas



1.6 yards = Low Detection Area.
1 yard = Medium Detection Area.
0.6 yard = High Detection Area.



Battery Life vs Daily Activations

Note: Battery life is dependent on many factors, including daily activations, time used per activation, radar range and external conditions.



KITS & PRODUCT CODES

PRESENCE MODE WITH ADDED RADAR PROTECTION.

Dual sensor technology - magnetic field and Radar detection.

e-Loop Inground Radar Loop **PRESENCE MODE.** (Loop only)

1 x e-Loop Inground Presence mode.

EL00IG-RAD



EXIT MODE.

Magnetic field detection.

E-loop Inground **EXIT MODE.** (Loop only)

1 x e-Loop Inground Exit mode.

EL00IG



Kits with Trans 50:

e-Loop Commercial Radar Loop kit **PRESENCE MODE.**

1 x e-Loop Inground Presence mode.

1 x e-Trans 50 (transceiver).

1x Magnet.

EL00IG-RAD-K



e-Loop Inground Radar Loop kit **EXIT MODE.**

1 x e-Loop Inground Exit mode.

1 x e-Trans 50 (transceiver).

1x Magnet.

EL00IG-K



Kits with Trans 100:

e-Loop Commercial Radar Loop kit **PRESENCE MODE** with a 2-channel Transceiver.

1 x e-Loop Inground Presence mode.

1 x e-Trans 100.

1x Magnet.

EL00IG-RAD-KT



e-Loop Inground Radar Loop kit **EXIT MODE** with a 2-channel Transceiver.

1 x e-Loop Inground Exit mode.

1 x e-Trans 100.

1x Magnet.

EL00IG-KT



Kits with Trans 200:

e-Loop Inground Radar Loop kit **PRESENCE MODE** with LCD Transceiver.

1 x e-Loop Inground Presence mode.

1 x e-Trans 200.

1x Magnet.

EL00IG-RAD-KLT



e-Loop Inground loop kit **EXIT MODE** with LCD Transceiver.

1 x e-Loop Inground exit mode.

1 x e-Trans 200.

1x Magnet.

EL00IG-KLT



e-DIAGNOSTIC

Introducing the e-Diagnostic bidirectional remote – the ideal tool for the e-Loop range (works with e-loop commercial range & mini).

Easy to use

Simply place the remote on top of the e-Loop, press connect, and you are ready to go. With easy-to-navigate menu functions you can:

1. Alter the trip level
2. Adjust the sensitivity of each Axis
3. Calibrate the e-Loop
4. Change operational mode
5. Monitor operation in real time
6. Check for background radio interference

Code: EDR00

- **Graphic LCD display.**
- **Strong and durable IP67 rated casing.**
- **Powered by 2 x AAA batteries.**




Code: E-REMOTE

e-REMOTE

Two-way remote control

- Bidirectional remote control.
- 3 channels plus lock and unlock button.
- Allows you to latch and unlatch relays on the e-Trans 200 using the lock and unlock keys.
- Confirmation of command sent back to remote with lock and unlock LED indication.
- Functions on all e-Gate controllers allowing you to lock out entry or exit devices such as e-Keypad, e-Loop, e-Entry and the auto-close function.
- IP66 robust housing with silicone rubber surround.
- Powered by a single 3V CR2032 coin cell button battery.
- Frequency: 433MHz.





e-KEYPAD



Code: E-KEYPAD

NOTE: e-keypad will come in unlocked mode and it must be in this mode to code into Transceiver.

SIMPLE AND SECURE

FEATURES

- 433.39 MHz Transceiver.
- Waterproof housing.
- Operates from a single coin cell 2450 lithium battery.
- Can be unlocked and used as an Entry button.
- Simple 4 to 8 pin code operation.
- Compatible with any Microtech Transceiver or gate controller.

The keypad can be used as a simple entry button or by locking the system the code is required to access the gate.



e-TX

FEATURES

- Compatible with all (e-loop) transceiver products.
- Powered by a 3V CR2032 coin cell button battery.
- Extremely secure 128 Bit AES Encryption.
- 4 Programmable Buttons.
- 433Mhz Frequency.
- IP64 Robust housing.

Code: E-TX

WIRELESS ACCESS

KEY FOB REMOTE CONTROL





Introducing a bidirectional wireless access control system for gate and door applications.

Code: ETRANS50



SINGLE CHANNEL TRANSCEIVER

Featuring a compact design with an exceptional range, the e-Trans-50 is designed to manage access control for home and commercial systems.

- Compact design with exceptional range.
- SMA connector for standard for optional long-range antenna connection.
- Wide Voltage Range: 10-36V DC.
- Exceptionally low Current draw: standby 4.5 m/a, active 30 m/a.
- Frequency: 433.39 MHz.
- Remote storage: 50 remotes, 4 x e-Loops, 4 x Keypads, 4 x Entry Buttons.
- Relay: 1-amp contact rating, COM and N/O connections x 1 relay.
- Multiple Modes: Pulse, Latch and Hold.

With a unique lock-out function, this high-end accessory is designed to manage access control for commercial multi-unit complexes with up to 200 units, with functions also suitable for home systems.



- Simple to use menu functions with LCD display.
- High sensitivity 433 MHz -126 dBm receiver with 20 dBm Transmission output.
- External SMA connector to allow for the connection of different antennas.
- Wide input voltage range from 10V to 36V ACDC.
- 2 relay outputs with the ability to set to Pulse, Hold or Latch mode.
- Selectable ultra-low standby power consumption of only 4.5 m/a making it ideal for solar applications.
- 200 code storage with remote ID selection making it ideal for unit applications.
- Ability to delete individual remote devices.
- Unique lock-out feature allowing you to lock out entry buttons, e-Loops and keypads using the lock and unlock function on the e-Remote.
- Ability to connect to the e-Loop to access menus and change settings.
- Test mode which allows you to test relay outputs, radio signal strength and radio interference.

Code: ETRANS200






e-TRANS-100

TWO CHANNEL TRANSCEIVER

FEATURES

- 2 channel transceiver.
- Long range with SMA connector for external antenna options.
- Stores 2 x e-Loops and 50 x remotes in each channel.
- 10-28VAC or 10-36VDC power input.
- Low current draw 12mA in standby, can be set to LDC mode.
- 4.5mA for solar applications.
- 433.39 MHz frequency.
- 250 Hz bandwidth.
- 128bit AES encryption for total security.
- 2 x 1A relay contacts.
- NC/NO/COM outputs.
- Can be set to pulse latch or hold mode.
- Suspension inputs for each relay.

Code: ETRANS100






e-Trans-Plus kits

Get more out of the e-Loop by connecting the e-Trans plus plug-in. This device plugs into our latest I-gate unit the I-Gate-Plus, which gives the user extra features.

- Set auto relay times.
- Set do not disturb times.
- SMS low battery notification.
- Set e-Loop lock-out times.
- Program mode.



I-GATE-PLUS


Domestic Kit:

EL00M-KPT

- 1 x e-Loop Mini Exit mode.
- 1 x e-Trans-Plus (Plug in).
- 1 x I-Gate-Plus.
- 2 x Concrete fixing bolts.



Programmable with the AES LITE APP *.



*Full app functionality will be released at a later date. Direct SMS commands can be used.


Commercial Kits:

PRESENCE MODE WITH ADDED RADAR PROTECTION.

Dual sensor technology. Magnetic field and Radar detection.

EL00C-RAD-KPT

- 1 x e-Loop commercial Presence mode.
- 1 x e-Trans-Plus (Plug in).
- 1 x I-Gate-Plus.
- 2 x Concrete fixing bolts.



EXIT MODE.

Magnetic field detection.

EL00C-KPT

- 1 x e-Loop commercial Exit mode.
- 1 x e-Trans-Plus (Plug in).
- 1 x I-Gate-Plus.
- 2 x Concrete fixing bolts.



EL00IG-RAD-KPT

- 1 x e-Loop inground Presence mode.
- 1 x e-Trans-Plus (Plug in).
- 1 x I-Gate-Plus.
- 1x Magnet.



EL00IG-KPT

- 1 x e-Loop inground Exit mode.
- 1 x e-Trans-Plus (Plug in).
- 1 x I-Gate-Plus.
- 1x Magnet.





Long Range Gate Opening Kits

KITS WITH 350 METRES ANTENNA



ETRANS50-TX-KIT

4 x E-TX - Fobs.
1 x ANT-12 - 12 dBI Antenna*.
1 X ETRANS50 - Transceiver.



ETRANS100-TX-KIT

4 x E-TX - Fobs.
1 x ANT-12 - 12 dBI Antenna*.
1 X ETRANS100 - 2-channel transceiver.



ETRANS200-TX-KIT

4 x E-TX - Fobs.
1 x ANT-12 - 12 dBI Antenna*.
1 X ETRANS200 - LCD Transceiver.

**Up to 350 metres range, line of sight.*

KITS WITH 450/500 METRES



ETRANS50-TX-LR-KIT

4 x E-TX - Fobs.
1 x ANT-30 - 30 dBI Antenna*.
1 X ETRANS50 - Transceiver.



ETRANS100-TX-LR-KIT

4 x E-TX - Fobs.
1 x ANT-30 - 30 dBI Antenna*.
1 X ETRANS100 - 2-channel transceiver.



ETRANS200-TX-LR-KIT

4 x E-TX - Fobs.
1 x ANT-30 - 30 dBI Antenna*.
1 X ETRANS200 - LCD Transceiver.

**Up to 450/500 metres range, line of sight.*



E-TX

Add up to 50 additional E-TX fobs to 1 ETRANS50/200.



Wireless Vehicle Detection Systems

UK-EU

+44 (0) 288 639 0 693

sales@aesglobalonline.com

www.aesglobalonline.com

USA

+1 321 900 4599

sales@aesglobalus.com

www.aesglobalus.com



E-LOOP

You will find each e-loops fitting instructions on our website. Scan the QR above for quick access.

AES